



# CHART CHAMP

**October 4, 2023 | 12-7PM**  
**Boston University**

## NEW THIS YEAR!

**Data Strategy Sessions Presented by:**



**Kaitlyn Donovan**

Director, Enterprise Data & Analytics, Boston Scientific



**Charles Holm**

Senior IT Manager,  
Boston Scientific



**Jordan Johnsen**

Director of Data & Analytics,  
Barrett Distribution Centers




**Girish Nair**

Information Technology  
Manager, IT Data and  
Analytics, Teradyne

## KEYNOTE ADDRESS

**Why the World Still Needs Dashboard  
Designers in the Age of AI**



**Amanda Makulec**

Executive Director  
Data Visualization Society

*Sponsored by*



*Supporting Organizations*



## Welcome!

Now in its 8th year, Chart Champ brings together the data analytics community from throughout New England.

Whether you're an analyst building amazing visualizations, or a data engineer doing ELT/ETL and cloud warehousing, Chart Champ has something for you.

If it's your first Chart Champ – Welcome. You're gonna love it. And to the event veterans – Thank you. Your support over the years is much appreciated. We'll see you on campus!

DUSTIN CABRAL

**Practice Director**

**Data Visualization & Analytics**

## EVENT AT-A-GLANCE

12pm

**Welcome Reception & Buffet Lunch**

1pm

**Opening Keynote Address**

1:30pm

**Data Strategy Sessions**

4pm

**Chart Champ Finalist Presentations**

4:30pm

**BU Student Networking & Resume Review at Metcalf Trustee Center**

5pm

**Networking Reception at Center for Computing & Data Science**

7pm

**Close of Event**

### CHART CHAMP FACTOID

We've held this event at Fenway Park (twice!), Gillette Stadium, and the Harpoon Brewery!



## KEYNOTE ADDRESS

### Why the World Still Needs Dashboard Designers in the Age of AI



**Amanda Makulec**  
Executive Director  
Data Visualization Society

**BOSTON UNIVERSITY  
ALUMNUS**



## NETWORKING OPPORTUNITIES

### 4:30PM

Share your experience with the next generation of the data fam! Questrom MS Analytics Students are invited to network with professionals and have resumes reviewed by our staff.

### 5PM

Enjoy food and drinks with the analytics community!

## EVENT VENUE

### The Metcalf Trustee Center

1 Silber Way, 9th Floor  
Boston, MA 02215



**GET EXPERT VIZ ADVICE**  
**BOOK A SESSION WITH OUR...**

**izzical Therapists**

Need to workshop your workbook?  
Tweak your TWB?

Our tableau experts are here to help!  
**Book your session today!**

***Note:** slots are limited and given on a first-come first served basis. You must be a registered attendee of the event to participate. Session times and other limitations may apply.*



**Get Expert Guidance**  
**from our Our**  
**Tableau Visionaries**



**Brian Moore**  
Data Visualization &  
Analytics Practice  
Team Lead



**Jacqui Moore**  
Data Visualization &  
Analytics Practice  
Technical Lead



## DATA STRATEGY SESSIONS

Tales from the trenches – learn how data leaders are adopting modern analytics tech, transforming their organization's data culture, and driving business outcomes.

### Modern Data Analytics at Scale



**Kaitlyn Donovan**

Director, Enterprise Data & Analytics, Boston Scientific



**Charles Holm**

Senior IT Manager, Boston Scientific

### Accelerating Insights, Adopting the Modern Data Stack



**Jordan Johnsen**

Director of Data & Analytics, Barrett Distribution Centers

### Modern Cloud Infrastructure for Manufacturing IT & Analytics



**Girish Nair**

Information Technology Manager, IT Data and Analytics,  
Teradyne

## THE DASHBOARD COMPETITION

Two of our past champions went on to become **Tableau Visionaries**. Do you have what it takes to be crowned the next Chart Champ?

**Here's how to enter this year's competition:**

[Register for the event](#)

**Get the data:** There are numerous data sources out there about higher education. We recommend checking out the BU Public Data Sets, the US Department of Education, or Kaggle!

**Build & Submit:** You must build and submit your dashboard by **September 22, 2023**.

### NEW THIS YEAR

Five finalists are usually required to be in-person at the event. This year we will allow two remote-finalists to record their presentations.

### 1st PLACE PRIZES

- 👑 Crowned Chart Champ 2023
- 💰 \$1,000 Amazon Gift Card
- 👏 Eternal glory



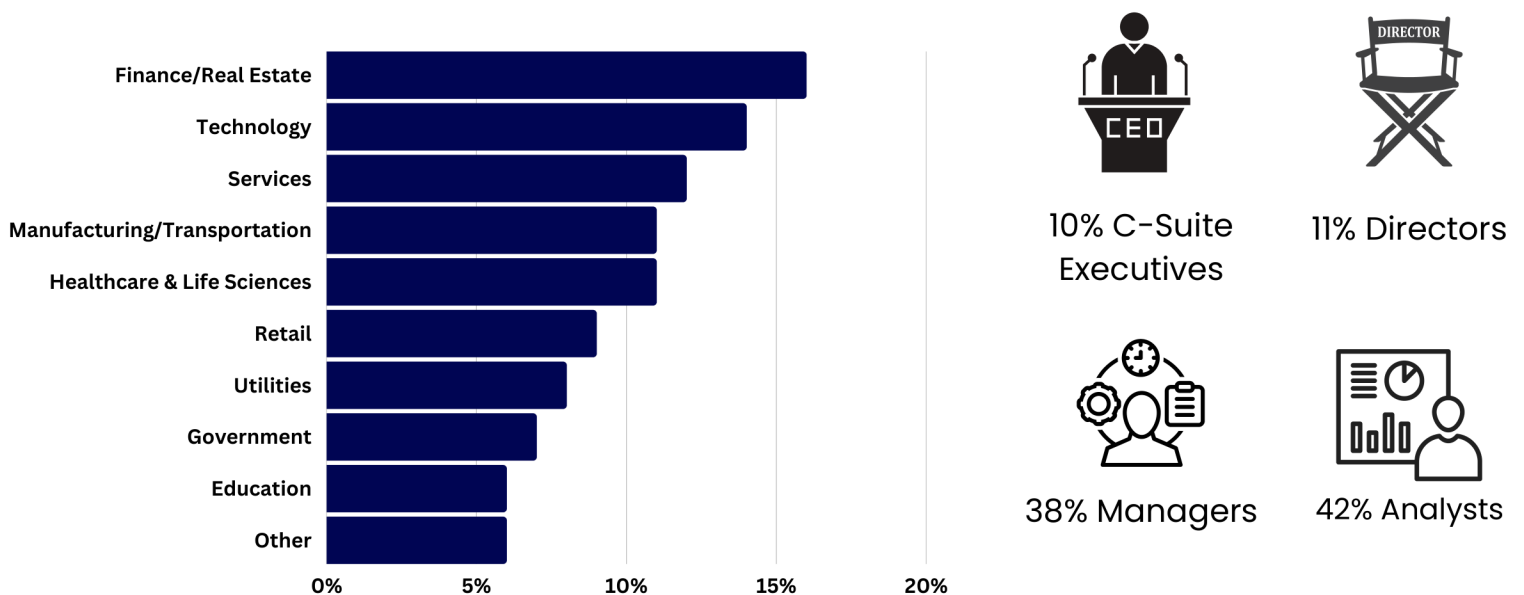
**This year's theme is  
higher education!**



## WHO SHOULD ATTEND?

Over the years, over 3,000 analysts, tableau developers, data engineers, and senior IT and analytics leaders have attended Chart Champ.

## ATTENDEE PROFILE



## 2023 PARTICIPATING ORGANIZATIONS

*Partial list as of 9/8*



## THANK YOU!

A sincere thank you to our sponsors Tableau and dbt Labs, our supporting organizations Maven Analytics, The Data Visualization Society, Data Careers Summit, the Boston Tableau User Group, and Boston University hosting this year!



Tableau helps people and organizations become more data-driven with the most beloved modern analytics platform in the world.



dbt is a data transformation framework that lets analysts and engineers collaborate using their shared knowledge of SQL.



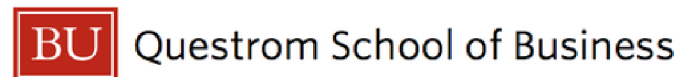
Maven Analytics empowers everyday people to land their dream jobs in data analytics and business intelligence.



Where Data Visualization Practitioners and Enthusiasts Connect.



Helping individuals break into & move up in the data analytics field.



We believe in asking, "What's next?" More than that, we believe in having an answer.

See you at our next event!

## Women in CONSULTING

@Simmons University

Empowered women empower women. Hear from leaders inside the field and find out if consulting is a good fit for your career.

October 23 | 5pm ET

